

Tranzporter - Package **TA** TB TC

Tranzporter Package "TA"



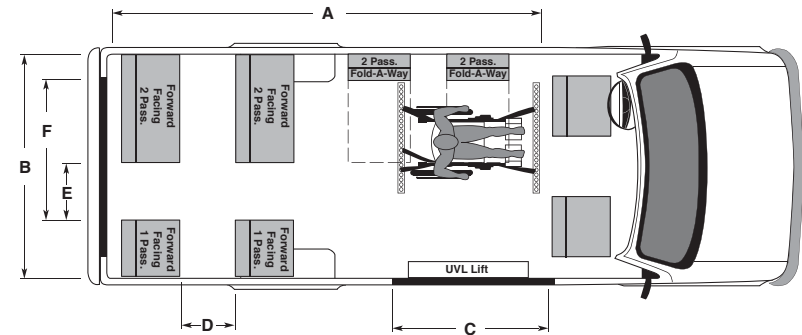
- ADA-Compliant - FMVSS 403 & 404 Compliant
- Ford Extended Length Chassis ONLY
(GVWR must be 9400# or greater)
- 16" Executive Raised Top
- NUVL Series Wheelchair Lift (Side Door)
- Power Step
- 57" Raised Lift Door
- Seating: 11 ambulatory passengers **OR** 1 wheelchair securement position + 9 ambulatory passengers (not including the driver)
- Floor Plan may be Altered on Diesel Chassis

PACKAGE "TA" SPECIFICATIONS

- 16" Executive Top/Rollcage/Liner
- 57" Raised Lift Door
- Q-Straint Belt System (Qty1)
- Altro Flooring
- 3/4" Plywood Sub-Floor
- NUVL855CFST Lift
- Interlock (ADA & FMVSS 403/404)
- Lift-Step Interlock
- Lift Light
- Power Step
- Rear Heat & Air Conditioning
- Ford-Certified Aft-Axle Fuel Tank
- 2-Passenger Folding Seat (Qty2)
- 2-Passenger Bench Seat (Qty2)
- 1-Passenger Bench Seat (Qty2)
- 5 # Fire Extinguisher
- 10 Unit First Aid Kit
- Triangle Flare Kit
- Seat Belt Cutter
- Backup Alarm
- Driver/Passenger-Side Ground Effects Running Boards
- Aftermarket interior - gray ABS plastic (FMVSS 302 compliant)

Notes:
1. Option selection affects the load carrying capacity of the converted vehicle. The Braun Corporation reserves the right to eliminate options or seating positions in the event the completed vehicle exceeds the maximum Gross Vehicle Weight Rating (GVWR) set by the OEM. IE: Diesel Chassis

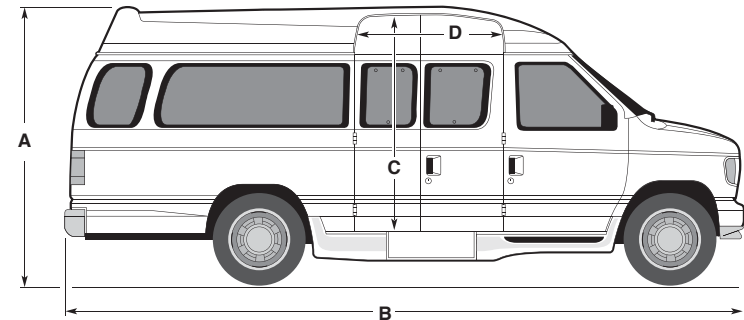
Package "TA" Dimensions



EXTENDED LENGTH CHASSIS

FORD DIMENSIONS	
A	Interior Length (at floor) 136"
B	Interior Width 66 1/2"
C	Lift 46 1/2"
D	Seat Spacing 13"
E	Aisleway(Seats Unfolded) 10"
F	Aisleway(Seats Folded) 45 1/2"
G	Interior Headroom 62"

DIMENSIONS ARE FOR REFERENCE ONLY



	Extended Length Van	Ford
A	Overall Height	95 1/2"
B	Overall Length	232"
C	Lift Door Height	58 1/2"
D	Lift Door Width	43"

DIMENSIONS ARE FOR REFERENCE ONLY

Tranzporter - Package TA **TB** TC

Tranzporter Package "TB"



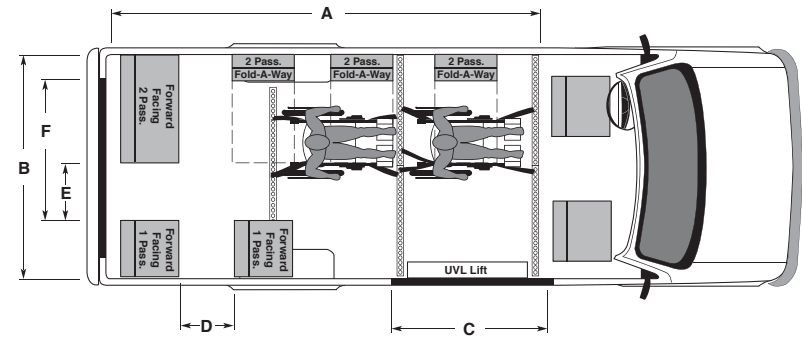
- ADA-Compliant - FMVSS 403 & 404 Compliant
- Ford Extended Length Chassis ONLY
(GVWR must be 9400# or greater)
- 16" Executive Raised Top
- NUVL Series Wheelchair Lift (Side Door)
- Power Step
- 57" Raised Lift Door
- Seating: 11 ambulatory passengers **OR** 2 wheelchair securement position + 5 ambulatory passengers (not including the driver)
- Floor Plan may be Altered on Diesel Chassis

PACKAGE "TB" SPECIFICATIONS

- | | |
|-------------------------------------|--|
| ▪ 16" Executive Top/Rollcage/Liner | ▪ 2-Passenger Folding Seat (Qty3) |
| ▪ 57" Raised Lift Door | ▪ 2-Passenger Bench Seat (Qty1) |
| ▪ Q-Strait Belt System (Qty2) | ▪ 1-Passenger Bench Seat (Qty2) |
| ▪ Altro Flooring | ▪ 5 # Fire Extinguisher |
| ▪ 3/4" Plywood Sub-Floor | ▪ 10 Unit First Aid Kit |
| ▪ NUVL855CFST Lift | ▪ Triangle Flare Kit |
| ▪ Interlock (ADA & FMVSS 403/404) | ▪ Seat Belt Cutter |
| ▪ Lift-Step Interlock | ▪ Backup Alarm |
| ▪ Lift Light | ▪ Driver/Passenger-Side Ground Effects |
| ▪ Power Step | Running Boards |
| ▪ Rear Heat & Air Conditioning | ▪ Aftermarket interior - gray ABS |
| ▪ Ford-Certified Aft-Axle Fuel Tank | plastic (FMVSS 302 compliant) |

Notes:
1. Option selection affects the load carrying capacity of the converted vehicle. The Braun Corporation reserves the right to eliminate options or seating positions in the event the completed vehicle exceeds the maximum Gross Vehicle Weight Rating (GVWR) set by the OEM. IE: Diesel Chassis

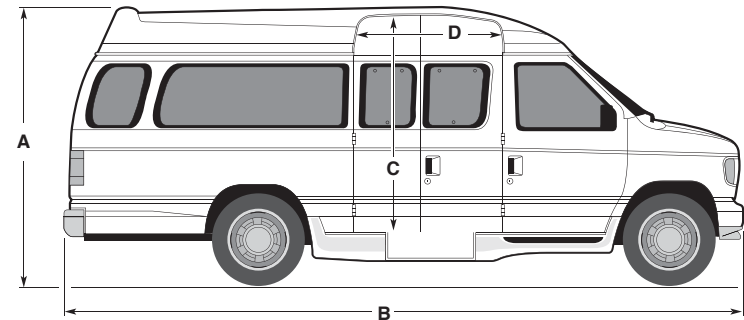
Package "TB" Dimensions



EXTENDED LENGTH CHASSIS

FORD DIMENSIONS	
A	Interior Length (at floor) 136"
B	Interior Width 66 1/2"
C	Lift 46 1/2"
D	Seat Spacing 13"
E	Aisleway (Seats Unfolded) 10"
F	Aisleway (Seats Folded) 45 1/2"
G	Interior Headroom 62"

DIMENSIONS ARE FOR REFERENCE ONLY



	Extended Length Van	Ford
A	Overall Height	95 1/2"
B	Overall Length	232"
C	Lift Door Height	58 1/2"
D	Lift Door Width	43"

DIMENSIONS ARE FOR REFERENCE ONLY

Tranzporter - Package TA TB **TC**

Tranzporter Package "TC"



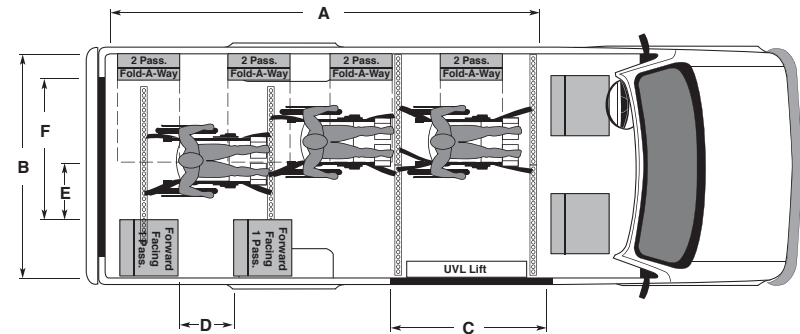
- ADA-Compliant - FMVSS 403 & 404 Compliant
- Ford Extended Length Chassis ONLY
(GVWR must be 9400# or greater)
- 16" Executive Raised Top
- NUVL Series Wheelchair Lift (Side Door)
- Power Step
- 57" Raised Lift Door
- Seating: 11 ambulatory passengers **OR** 3 wheelchair securement position + 3 ambulatory passengers (not including the driver)
- Floor Plan may be Altered on Diesel Chassis

PACKAGE "TC" SPECIFICATIONS

- 16" Executive Top/Rollcage/Liner
- 57" Raised Lift Door
- Q-Strait Belt System (Qty3)
- Altro Flooring
- 3/4" Plywood Sub-Floor
- NUVL855CFST Lift
- Interlock (ADA & FMVSS 403/404)
- Lift-Step Interlock
- Lift Light
- Power Step
- Rear Heat & Air Conditioning
- Ford-Certified Aft-Axle Fuel Tank
- 2-Passenger Folding Seat (Qty4)
- 1-Passenger Bench Seat (Qty2)
- 5 # Fire Extinguisher
- 10 Unit First Aid Kit
- Triangle Flare Kit
- Seat Belt Cutter
- Backup Alarm
- Driver/Passenger-Side Ground Effects Running Boards
- Aftermarket interior - gray ABS plastic (FMVSS 302 compliant)

Notes:
1. Option selection affects the load carrying capacity of the converted vehicle. The Braun Corporation reserves the right to eliminate options or seating positions in the event the completed vehicle exceeds the maximum Gross Vehicle Weight Rating (GVWR) set by the OEM. IE: Diesel Chassis

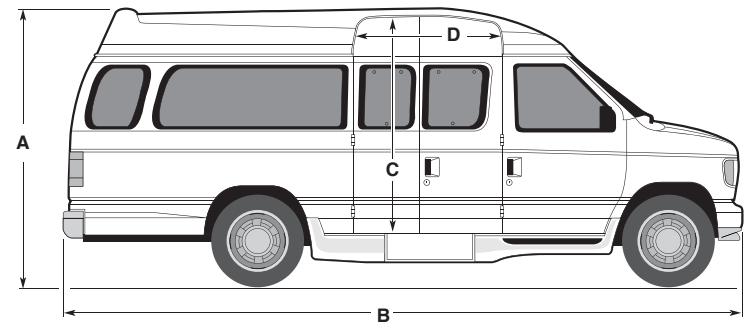
Package "TC" Dimensions



EXTENDED LENGTH CHASSIS

FORD DIMENSIONS		
A	Interior Length (at floor)	136"
B	Interior Width	66 1/2"
C	Lift	46 1/2"
D	Seat Spacing	13"
E	Aisleway (Seats Unfolded)	10"
F	Aisleway (Seats Folded)	45 1/2"
G	Interior Headroom	62"

DIMENSIONS ARE FOR REFERENCE ONLY



	Extended Length Van	Ford
A	Overall Height	95 1/2"
B	Overall Length	232"
C	Lift Door Height	58 1/2"
D	Lift Door Width	43"

DIMENSIONS ARE FOR REFERENCE ONLY